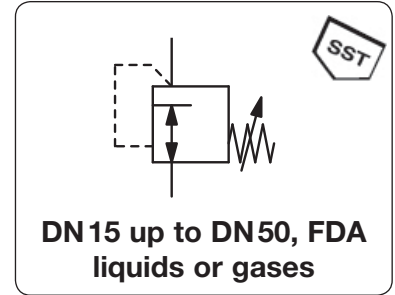


Pressure Regulator with Flange, made of Special Steel Casting

REF

Description	Diaphragm-operated pressure regulator made of stainless steel throughout. Even when spindle is unscrewed the indicated minimum outlet pressure is existent.
Media	compressed air, neutral gases or liquids
Supply pressure	see chart, max. 25 bar
Adjustment	by T-handle, with locknut
Relieving function	non-relieving
Gauge port	G $\frac{1}{4}$ on both sides of the body, one screw plug supplied
Mounting position	any
Temperature range	0 °C to 120 °C / 32 °F to 248 °F for FKM, for appropriately conditioned compr. air down to -30 °C / -22 °F 0 °C to 150 °C / 32 °F to 302 °F for EPDM, for appropriately conditioned compr. air down to -30 °C / -22 °F
Material	Body: stainless steel 316L, mat. no. 1.4408 Diaphragm: FKM, optionally EPDM or PTFE



Dimensions			K _v -value	Flow rate		Supply pressure max. bar	Connection flange DN	Pressure range bar	Order number
A	B	C		air	water				

Pressure regulator with flange

for liquids, P: max. 8/25 bar, non-relieving, FKM, PN40

REF

210	255	95	4.0	4200	66	8	DN 15	0.2...3.0	REF-04B
						25		2.0... 10	REF-04D
						25		6.0... 16	REF-04E
220	260	105	4.0	4200	66	8	DN 20	0.2...3.0	REF-06B
						25		2.0... 10	REF-06D
						25		6.0... 16	REF-06E
220	265	115	4.0	4200	66	8	DN 25	0.2...3.0	REF-08B
						25		2.0... 10	REF-08D
						25		6.0... 16	REF-08E
220	273	115	7.5	8000	125	8	DN 25	0.2...3.0	REF-A8B
						25		2.0... 10	REF-A8D
						25		6.0... 16	REF-A8E
280	290	150	7.5	8000	125	8	DN 40	0.2...3.0	REF-12B
						25		2.0... 10	REF-12D
						25		6.0... 16	REF-12E
320	298	165	7.5	8000	125	8	DN 50	0.2...3.0	REF-16B
						25		2.0... 10	REF-16D
						25		6.0... 16	REF-16E

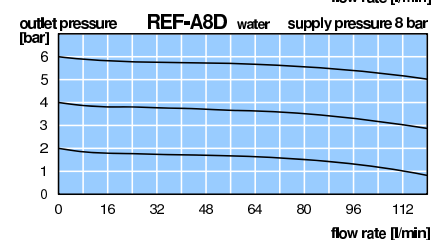
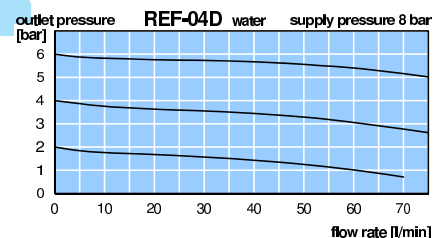
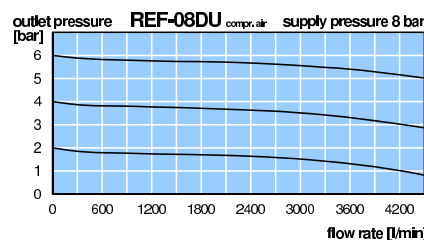
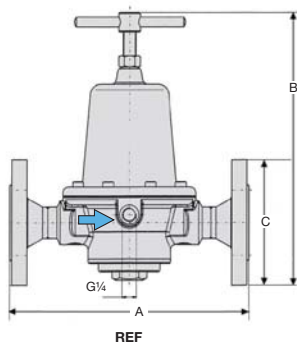


Special Options, add the appropriate letter

gaseous media	non-relieving, height +43 mm	RE U
EPDM diaphragm	FDA approved	RE E
PTFE diaphragm	FKM with PTFE coating and FKM o-ring	RE I
free of oil and grease	suitable for oxygen	RE L
flange connection*3	DIN 3239 / DIN 11850-2 / ISO 4200, DN8 to DN25, instead of connection thread	RE A
milk pipe connection		RE M

Accessories

pressure gauge	Ø 50 mm, 0...*2 bar, G $\frac{1}{4}$	for DN8 to DN15 (04)	MS5002-...*2
	Ø 63 mm, 0...*2 bar, G $\frac{1}{4}$	for DN15 (A4) to DN50	MS6302-...*2



*1 at 8 bar supply pressure, 6 bar outlet pressure and 1 bar pressure drop
*2 04 = 0...4 bar, 10 = 0...10 bar, 16 = 0...16 bar

*3 version has to be indicate in clear words

Gauges: see chapter for measuring devices

PDF CAD
www.aircom.net



Order example:
REF-04B